



## KUNSTHAUS GRAZ


Lendkai 1

8010 Graz

+43 316 8017-9200

info@kunsthausgraz.at

www.museum-joanneum.at/kunsthaus-graz



### GENERAL INFORMATION

- Reduced admission for people with disabilities
- People with disabilities can take part in the usual guided tours
- There are also special guided tours for people with disabilities as well as guided tours for children and guided tours in English.
- A wheelchair can be borrowed free of charge on site.
- An accompanying booklet in simple language is available („Quick tour“)
- It is easy to find your way around and there is signposting throughout.
- Barrier-free areas are labelled with symbols
- Staff learn how to assist people with disabilities
- Audible alarm, but **no visible alarm**
- Evacuation plan for people with disabilities available
- Assistance dogs are welcome
- Accessible WC on each floor
- Downloadable audio guides on the architecture of the building in German, English and Austrian Sign Language

### ACCESSIBILITY

#### Accessibility by public transport

Please use the route planner of Verbundlinie Steiermark:

<https://verkehrsauskunft.verbundlinie.at>

#### Parking

- Public underground car park directly below the Kunsthaus
- Public disabled car park at Grieskai 2 (approx. 70 m on foot from there)
- Lendkai and Grieskai short-stay car park

## INFORMATION FOR WHEELCHAIR USERS AND PEOPLE WITH MOBILITY IMPAIRMENTS

### EXTERNAL ROUTES

- Exterior path without thresholds, at least 150 cm wide, easy and low-vibration access
- Longitudinal gradient max. 6%, transverse gradient max. 2%
- **Path not covered**; illuminated throughout

### MAIN ENTRANCE (AT LENDKAI)

- Is barrier-free, as is the side entrance from Südtiroler Platz.
- Completely level, free of obstacles, covered
- The barrier-free entrance is located directly next to the revolving door.
- Clear width of the entrance door 95 cm, without thresholds
- Automated hinged door made of glass (press door opening button), easy to open
- **Door opening side not labelled**
- Door handle (no rotary or shell handle) at a height of 100 cm
- Door opening button also at 100 cm height; **door closer, as fire-protection door**
- Swivelling range is visually marked on the floor
- On the opening side of the door approach area of at least 200 x 150 cm, on the closing side at least 150 x 120 cm
- There is a side approach area of at least 50 cm on both sides of the door next to the door handle
- Door bell at a height of 95 cm
- Dirt-trapping mat easy to drive over



Main entrance Lendkai: Nr. 8



Entrance Kunsthaus Café

**ENTRANCE VIA KUNSTHAUS CAFÉ (SÜDTIROLERPLATZ)**

- The barrier-free entrance is located directly next to the revolving door.
- free of obstacles, **not covered**
- Clear width of the entrance door at least 90 cm, without thresholds
- Automated hinged door made of glass (press door opening button), easy to open
- Door opening side labelled
- Door handle at standard height (vertical bar)
- Door opening button at standard height (85 cm); **door closer, as fire-protection door**
- Swivelling range is visually marked on the floor
- Approach area of at least 200 x 150 cm on the opening side of the door, at least 150 x 120 cm on the closing side
- There is a side approach area of at least 50 cm on both sides of the door next to the door handle
- Dirt-trapping mat easy to drive over

**CHECKOUT AREA**

- Accessible without thresholds; movement area of 150 x 150 cm in front of counter
- Lowered space with a height of 74 cm, wheelchair accessible
- credit card machine can be used at a height of 80 - 110 cm
- Passageways at least 90 cm wide, movement area of at least 150 x 150 cm when changing direction
- Sufficient space in the checkout area; seating available (with sturdy armrests and backrests, seat height 46 - 50 cm)



Checkout area



Accessible counter

**CLOAKROOM AND LOCKERS (BASEMENT)**

- Accessible by lift, no thresholds
- No storage facilities apart from storage baskets
- No staff present to provide assistance
- Lockers at different heights, sufficient lockers that can also be used by wheelchair users
- Sufficient manoeuvring space in front of the lockers

**LIFT IN THE „EISERNES HAUS“ (to lockers, WC and Camera Austria)**

This lift leads to the lockers, the general WC facilities and the barrier-free WC in the basement, which is also used by guests of the Kunsthaus Café. It also leads to the 2nd floor of the „Iron House“, where the Camera Austria and its exhibition hall are located.

- Accessible without thresholds, lift door width 110 cm, light barriers at a maximum height of 100 cm
- minimum manoeuvring space of 150 x 150 cm for entry and exit
- No descending stairs opposite the landing door
- Push buttons at the stops are located in the immediate vicinity of the lift door
- Command buttons and emergency call at standard height
- Position indicator **at 190 cm height** (standard 160 - 180 cm)

**BARRIER-FREE WC IN THE BASEMENT**

- Accessible without thresholds using the lift described above
- Separately arranged (unisex)
- Euro-Key required for opening (can also be borrowed at the cash desk)

**WC door**


- hinged door with 89.6 cm clearance, no thresholds
- **difficult to open as it is a door closer**
- Opens outwards and can be unlocked from the outside in an emergency (using Euro-Key)
- Access area of at least 200 x 150 cm on the opening side of the door and at least 150 x 120 cm on the closing side
- There is a side access area of at least 50 cm on both sides of the door next to the door handle
- Door handles at standard height (no turning, shell or knob handle);



Barrier-free WC in the basement

## WC

- Movement space of 150 x 150 cm available in the WC room
- WC accessible from the right (148 cm space)
- 140 cm space in front of the WC
- Long WC bowl (distance between the front edge of the WC and the rear wall at least 65 cm)
- WC height 48 cm, back support available
- Two horizontal grab rails, foldable on the approach side
- protrudes at least 15 cm beyond the front edge of the WC; **protrudes more than 20 cm into the room when folded up**
- All handrails easy to operate, securely fastened
- Additional vertical grab rail
- Paper roll can be reached from a seated position on the toilet (but it is not installed on the folding grab rail)
- Flush at standard height, accessible from the WC when seated
- Emergency bell accessible from the WC while seated; emergency call leads to information
- Emergency bell accessible from the floor at a maximum height of 35 cm



Barrier-free WC in the basement

## Washbasin

- Movement space in front of the washbasin min. 150 x 150 cm
- Height of top edge of washbasin 80 - 85 cm, free height under washbasin at least 70 cm
- Depth of washbasin complies with standard, wheelchair accessible to at least 100 cm width
- Flat plaster siphon, made of plastic
- touchless tap, distance from front edge of washbasin Tap, distance to the front edge of the washbasin Standard
- Mirror at standard height and therefore usable by wheelchair users



Barrier-free WC in the basement

## Other

- Operating level of fittings (e.g. soap and towel dispenser, hand dryer) is at a height of 80 - 110 cm
- Waste bin can be operated with one hand
- Coat hooks **at a height of 135 cm** (standard max. 120 cm)

**LIFT TO THE EXHIBITION LEVELS OF THE KUNSTHAUS**


- Accessible without thresholds; lift car size **95 x 210 cm** (ÖNorm min. 110 x 140 cm)
- Lift door 90 cm wide, light barriers at max. 100 cm height
- At least 150 x 150 cm manoeuvring space for entry and exit
- No descending stairs opposite the landing door
- Push buttons in the stops are located in the immediate vicinity of the lift door
- Command buttons and emergency call at standard height
- Position indicator at standard height
- Handrail available; **no mirror opposite the lift door**



Lift to exhibition

**STAIRCASE TO THE EXHIBITION LEVELS OF THE KUNSTHAUS**

- Steps straight, at least 120 cm wide, at least 30 cm deep, 16 cm high
- Landing after max. 20 steps
- Front edge of entrance and exit steps in contrasting colours
- Handrails on both sides, safe to grasp, **at a height of 1 m** (standard 85 - 90 cm)
- continuous, also over the intermediate landing
- do not continue horizontally for at least 30 cm at both ends of the steps (only at the top of the step)



Staircase to the exhibition

**INTERIOR AREA**

- All floors are accessible without thresholds via the lift
- The travelator that connects the floors inside is not suitable for wheelchairs or pushchairs.
- Paths are at least 120 cm wide, passage widths at least 90 cm
- At the end of the paths and when changing direction, a minimum movement area of 150 cm in diameter
- Paths free of obstacles
- Gradient of max. 3%; the 10% gradient between Camera Austria and Space 02 can be bypassed via the lift
- Floor coverings are slip-resistant and firmly laid
- Paths are longer than 100 m, but seating is available (seat height 46-50 cm, **without stable armrests and backrests**)
- Room/area texts and object texts at standard height
- Exhibition texts: in large, legible lettering, high-contrast, well-lit



Travelator

## BARRIER-FREE WC IN SPACE 02 (2ND FLOOR)

There is a barrier-free WC on each floor. They are arranged separately (unisex). Here is an example of the WC on the 2nd floor, which can be reached via the lift.

### WC door

- hinged door with at least 80 cm clearance, without thresholds
- **Difficult to open due to door closer**; opens outwards and can be unlocked from the outside in an emergency
- Access area of at least 200 x 150 cm on the opening side of the door and at least 150 x 120 cm on the closing side
- There is a side approach area of at least 50 cm on both sides of the door next to the door handle
- Door handles at standard height (no turn, shell or knob handle)



### WC

- Movement space of 150 x 150 cm available in the WC room
- WC accessible from both sides, at least 90 cm space on both sides for approaching
- 160 cm space in front of the toilet bowl for approaching
- **Short toilet bowl** (distance from the front edge of the toilet to the rear wall 50 cm, standard = min. 65 cm)
- WC height 48 cm, no back support available
- Horizontal grab rails on both sides (folding support rails), 66 cm clear distance
- Grab rails at a height of 77 cm (top edge), easy to operate, securely fastened
- protrude at least 15 cm above the front edge of the WC; when folded up, **they protrude more than 20 cm into the room**
- Paper roll accessible from a seated position on the toilet (but not on the folding support handle)
- Flush at standard height, but not accessible from the WC when seated
- Emergency bell accessible from the WC while seated; emergency call leads to information
- Emergency bell accessible from the floor at a maximum height of 35 cm



Barrier-free WC 2nd floor

**Washbasin**

- Movement area in front of the washbasin min. 150 x 150 cm
- Height of top edge of washbasin 85 cm, free height under washbasin at least 70 cm
- **Washbasin depth 40 cm** (standard - 45-60 cm), can be lowered to at least 100 cm width
- Plastic siphon, **no flat plaster siphon**
- touchless tap
- Lower edge of mirror at **113 cm height** (standard max. 95 cm), **not adjustable**

**Other**

- Operating level of fittings (e.g. soap and towel dispenser, hand dryer) is at a height of 80 - 110 cm
- Waste bin can be operated with one hand

**EVENT ROOM SPACE 04**

- Accessible without thresholds
- Barrier-free WC nearby (in the basement in the Iron House / café)
- Clear door width at least 80 cm
- All furniture mobile, ensuring a passage width of at least 90 cm



Event room

**INFORMATION FOR BLIND AND VISUALLY IMPAIRED PEOPLE**

**EXTERNAL ROUTES**

- Tactile floor guidance system to the main entrance (originally high-contrast, but already somewhat yellowed)
- Path free of obstacles, illuminated throughout, **not covered**
- Steps are marked
- Walkway boundaries easily recognisable with a white cane
- Clear height under signs is at least 220 cm

**MAIN ENTRANCE (AT LENDKAI)**

- Entrance, easy to find, tactile floor guidance system leads there
- Free of obstacles, covered
- The barrier-free entrance is located directly next to the revolving door.
- Automated revolving door (press door opening button), easy to open
- Tactile attention field on the opening side



touch model



- Glass door, **not marked with sufficient contrast, door opening side not labelled**
- **Door closer, as fire protection door**
- Swivelling area is visually marked on the floor, **but not tactilely**
- The Kunsthhaus as a building is available as a touch model in front of the main entrance.

### ENTRANCE VIA KUNSTHAUS CAFÉ (SÜDTIROLERPLATZ)

- The barrier-free entrance is located directly next to the revolving door.
- Tactile floor guidelines (but **do not lead to the opening side of the door**)
- Free of obstacles, **not covered**
- Automated revolving door (press door opening button), easy to open
- Tactile attention field on the opening side
- Glass door, marked with sufficient contrast, door opening side labelled
- **Door closer, as fire protection door**
- Swivelling area is visually marked on the floor, **but not tactilely**

### CHECKOUT AREA

- Tactilely locatable
- Counter stands out visually in contrast to its surroundings, easily recognisable
- Counter is glare-free and illuminated according to the area of use
- Staff are happy to help

### LIFT IN THE „EISERNES HAUS“ (to lockers, WC and Camera Austria)

This lift leads to the lockers, the general WC facilities and the barrier-free WC in the basement, which is also used by guests of the Kunsthhaus Café. It also leads to the 2nd floor of the Iron House, where the Camera Austria and its exhibition hall are located.

- **No tactile floor labelling**
- Push buttons in the stops are located in the immediate vicinity of the lift door
- Push buttons inside are tactile: with raised lettering and in Braille (**not outside**)
- Push button for building exit **not highlighted**
- Pressing the push buttons is **not audibly confirmed**
- Audible signal when the lift arrives; audible announcement in the lift (**but unclear**)
- Display in the lift is large and easy to read (inside and outside)
- Handrail available

## BARRIER-FREE WC IN THE BASEMENT

- Accessible with the lift described above, arranged separately (unisex)
- Euro key required to open (can also be borrowed at the ticket office)
- WC opens from the outside in an emergency (with the Euro-Key)
- Door handle contrasts with neighbouring components
- Emergency bell has a visually contrasting design, can be reached from the WC when seated; emergency call leads to the information desk
- Emergency bell can be reached from the floor at a maximum height of 35 cm
- Furnishings **do not contrast visually with their surroundings**

## LIFT TO THE EXHIBITION LEVELS OF THE KUNSTHAUS

- **No tactile floor labelling**
- Push buttons at the stops are located in the immediate vicinity of the lift door
- Push buttons inside and outside are tactile, with raised lettering
- Inside the lift on the left-hand side, push buttons also in Braille
- Push button for building exit **not highlighted**
- Pressing the push buttons is **not audibly confirmed**
- Audible signal when the lift arrives; audible, clear announcement in the lift
- Display in the lift large and easy to read (inside and outside)
- Handrail available

## STAIRCASE TO THE EXHIBITION LEVELS OF THE KUNSTHAUS

- Steps straight, at least 120 cm wide, at least 30 cm deep, 16 cm high
- Landing after max. 20 steps
- Front edge of entrance and exit steps designed in contrasting colours
- Handrails on both sides, safe to grasp, **at a height of 1 m** (standard 85 - 90 cm), stand out from the background in a contrasting colour
- Continuous, even over the intermediate landing
- do not continue horizontally for at least 30 cm at both ends of the steps (only at the top of the step)

## INTERIOR

- Acoustic alarm system
- Floor coverings contrast visually with other components
- No carpets (tripping hazard) present
- Lighting of paths and rooms sufficient and appropriate to the area of use
- a travelator can also be used between the exhibition levels
- **No tactile orientation plan available**
- High-contrast and well-lit signage
- Room labelling, floor markings **not tactilely**

## Exhibition

- Exhibition rooms illuminated evenly and without glare
- **No audio guide with audio description** for blind and visually impaired people
- Exhibition texts are **not designed according to the two-senses principle** (visual-tactile/visual-auditive)
- Exhibition texts: in large, legible font, high-contrast, well-lit
- Room/area texts and object texts at standard height
- Touch models: certain objects in the exhibition may be touched after consultation with the curator
- Acoustic information is clear and easy to perceive

## BARRIER-FREE WC IN SPACE 02 (2ND FLOOR)

There is a barrier-free WC on each floor. It is integrated into the gender-specific sanitary facilities. Here is an example of the WC on the 2nd floor, which can be reached via the lift.

- WC door opens outwards and can be opened from the outside in an emergency
- Door handle contrasts with neighbouring components
- Emergency bell has a visually contrasting design, can be reached from the WC while seated; emergency call leads to the information centre
- Emergency bell can be reached from the floor at a maximum height of 35 cm
- Furnishings **do not stand out visually in contrast to their surroundings**

## EVENT ROOM SPACE 04

- **No tactile floor guidelines**
- Attention was paid to the acoustic design of the room
- the room is glare-free and evenly lit

## INFORMATION FOR HEARING IMPAIRED AND DEAF PEOPLE

- Guided tours with sign language interpreters are offered on certain dates.
- Otherwise, you can bring your own sign language interpreter at any time.
- Rooms are evenly lit and glare-free
- Exhibition texts are **not designed according to the two-senses principle** (visual-tactile/visual-auditory)
- Exhibition texts: in large, legible font, high-contrast, well-lit
- Room/area texts and object texts at standard height
- Inductive hearing system at cash desk, labelled with pictogram
- Lifts: pressing the buttons is visibly confirmed (inside and outside), as is the emergency call
- **No visual alarm system**

**EVENT ROOM SPACE 04:**

- Attention was paid to room acoustic design
- Inductive hearing system available
- the room is glare-free and evenly lit
- **No visual alarm display available**

**INFORMATION FOR ALLERGY SUFFERERS**

- The museum is free of dust-prone carpets, curtains and upholstered furniture.

Status: January 2024, all information without guarantee

Source: [http://www.bereit-fuer-barrierefreiheit.eu/de/Betriebe/?xt=CEDOSCheckResults&xtMethod=showDataset&cat\\_id=1581&tobj\\_id=1032&show\\_details=1&show\\_catalogue=1#catalogue](http://www.bereit-fuer-barrierefreiheit.eu/de/Betriebe/?xt=CEDOSCheckResults&xtMethod=showDataset&cat_id=1581&tobj_id=1032&show_details=1&show_catalogue=1#catalogue)