

CASINO RESTAURANT GRAZ

CONTACT	2
GENERAL INFORMATION	2
ACCESSIBILITY	2
Accessibility by public transport	2
CAR PARK	2
ACCESS & ENTRANCE	2
Jackpot Casino vestibule	3
Direct restaurant entrance via Schmiedgasse during the warmer months	3
INTERIOR AREA	3
RESTAURANT TOILET	4
Door access	4
Toilet door	4
Toilet	4
Washbasin in the toilet room	4
Washbasin in the entrance hall	4
CASINO TOILET	5
Door	5
Toilet	5
Washbasin	5
ADDITIONAL INFORMATION	5



CONTACT

CASINO RESTAURANT GRAZ

Landhausgasse 10

8010 Graz

T +43 316 832578

cuisino.graz@casinos.at

<https://www.casinos.at/casinos/graz/casino-restaurant>

GENERAL INFORMATION

The restaurant at Casino Graz combines fine dining with a stylish atmosphere. It offers cuisine that combines international influences with regional ingredients and focuses on seasonal freshness.

In 2025, the Casino Restaurant Graz was awarded 2 forks/85 points by Falstaff.

The ambiance is elegant yet relaxed, inviting guests to enjoy the evening in a pleasant atmosphere. Attentive service ensures that guests feel completely at ease, while the well-stocked wine selection with regional and international wines harmoniously complements every dish.

Whether before the game or simply as a destination for a special evening, the restaurant stands for demanding moments of taste and style.

ACCESSIBILITY

Accessibility by public transport

Please use the route planner of Verbundlinie Steiermark:

<https://verkehrsauskunft.verbundlinie.at>

CAR PARK

- 4 designated disabled parking spaces in Landhausgasse (2 approx. 100 m from the entrance, 2 approx. 150 m), short-stay parking zone in the same location
- Additional disabled parking spaces in Neutorgasse (in front of house no. 32, approx. 120 m away) and in Raubergasse (approx. 150 m away), short-stay parking zone in the same location
- Nearest underground car park: Andreas-Hofer Platz, approx. 120 m away

ACCESS & ENTRANCE

- **The main entrance is not barrier-free due to several steps!**
- The accessible entrance is the one at Jackpot Casino, corner of Sparkassenplatz /Albrechtgasse
- The path to the entrance is level and easily accessible with a wheelchair

Jackpot Casino vestibule

- Hinged door with vertical door bar
- Double door, door opening 2 x 80 cm, **1.5 cm doorstop**
- **Not easy to open**, electronic door opener available, **but not working at the time of evaluation**
- At least 150 cm of space in front of and behind the door
- Slight, short ramp between 1st and 2nd door, max. **8% incline**
- 2nd door: automatic sliding glass door, covered with adhesive film
- clear door width 115 cm

Direct restaurant entrance via Schmiedgasse during the warmer months

- Hinged door, door opening 2 x 80 cm
- **1 cm door threshold**
- Vertical door handle on the outside, panic bar on the inside



Barrier-free entrance via Jackpot Casino at Sparkassenplatz



Entrance Schmiedgasse

INTERIOR AREA

To get from the barrier-free entrance of the Jackpot Casino to the restaurant, you have to walk through the entire casino.

- Carpet throughout the casino area (easily accessible with a wheelchair), wooden floor in the restaurant
- **Ramp** between barrier-free entrance and restaurant: 150 cm wide, 200 cm long, **10% gradient**
- **Lifting platform**: may only be operated by casino staff; platform size 110 x 140 cm
- Tables and chairs in the restaurant are movable, i.e. the necessary passage widths are provided
- Table top height 71 cm, under table wheelchair access to a depth of 35 cm, central leg



Lifting platform



Restaurant

RESTAURANT TOILET

The nearest toilet is located directly in the restaurant (the accessible toilet is the ladies' toilet). Access is somewhat narrower in one place (**85 cm passage width**).

Door access

- Hinged door with door handle (at a height of 110 cm)
- **Door not easy to open**
- Door width 80 cm, **1 cm doorstop**

Toilet door

- Manual sliding door, door opening 80 cm



Restaurant toilet

Toilet

- Turning circle of 150 cm available
- WC bowl height 48 cm, long bowl, backrest available
- Accessible from the right, 105 cm space next to the toilet bowl on this side
- Angled grab rail on the left at a height of 82 cm, folding support rail on the right at a height of 80 cm
- Toilet paper accessible while seated, coat hook at a height of 115 cm
- 2 emergency bells available: push button (accessible from the toilet seat) and cord (hangs max. 10 cm above the floor)

Washbasin in the toilet room:

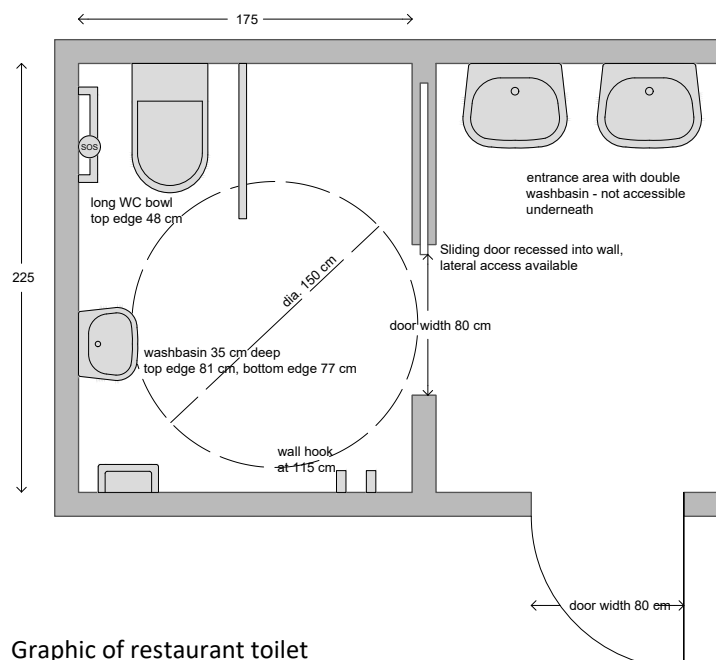
- top edge 81 cm, bottom edge 77 cm, under washbasin wheelchair access
- **Mirror bottom edge 119 cm** (standard max. 95 cm)
- Paper and soap dispensers at standard height

Washbasin in the entrance hall:

- Double washbasin, **no under washbasin wheelchair access**



Restaurant toilet



Graphic of restaurant toilet

CASINO TOILET

Separate accessible toilet

Door


- Hinged door with door handle
- Door width 90 cm

Toilet

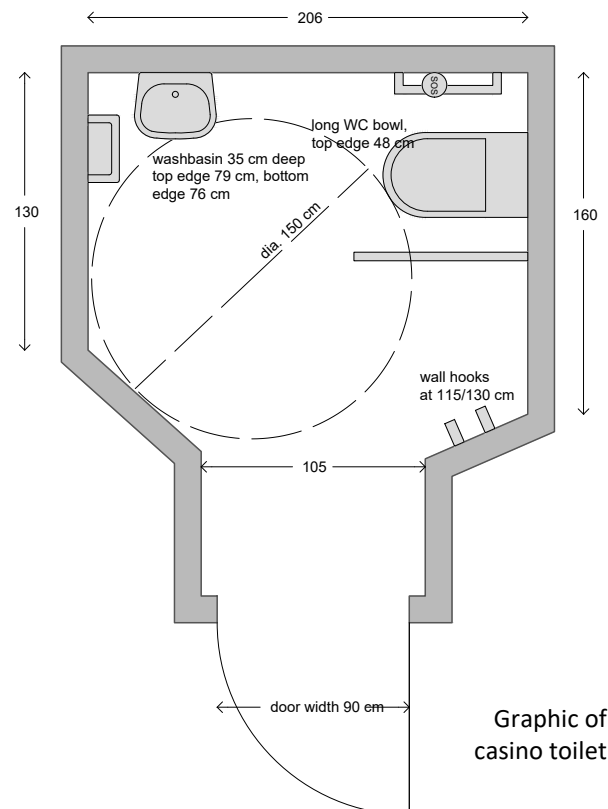
- Turning circle of 150 cm
- WC bowl height 48 cm, long bowl, backrest available
- Accessible from the right, 105 cm space next to the toilet bowl on this side
- Angled grab rail on the left at a height of 82 cm, folding support rail on the right at a height of 81 cm
- Toilet paper accessible while seated
- Coat hook at a height of 115 cm
- 2 emergency bells available: button (accessible from the toilet seat) and cord (hangs approx. 20 cm above the floor)

Washbasin

- Top edge 79 cm, bottom edge 76 cm, under washbasin wheelchair access
- **Mirror bottom edge 118 cm** (standard max. 95 cm)
- Paper and soap dispensers at standard height



Casino toilet



Graphic of casino toilet

ADDITIONAL INFORMATION

- Open from 5.30 p.m.
- Minimum age 18 years! (also in the restaurant)